

FEATURES

- Reliable, uniform, glare free illumination
- Types 1, 2, 3, 4W, 5Q, and 5W distributions
- 3000K, 4000K, 5000K CCT
- 0-10V dimming ready
- Integral surge suppression
- Upgrade Kits

PROMENADE



Promenade PRM22



See Certification Specifications

SPECIFICATIONS

CONSTRUCTION

- All housing components aluminum 360 alloy, sealed with continuous silicone rubber gaskets
- Standard configurations do not require a flat lens, optional lenses is tempered glass
- All internal and external hardware is stainless steel
- Finish: fade and abrasion resistant, electrostatically applied, thermally cured, triglycidal isocyanurate (TGIC) polyester powdercoat
- Optical bezel finish is match the luminaire housing

LED/OPTICS

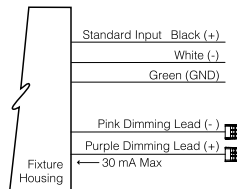
- Optical cartridge system consisting of a die cast heat sink, LED engine, TIR optics, gasket and bezel plate.
- Cartridge is easily disassembled to replace components. Optics are held in place without the use of adhesives.
- Molded silicone gasket ensures a weather-proof seal around each individual LED.
- Features revolutionary individual LED optical control based on high performance TIR optical designs.
- House Side Shield is available on Standard and Clear Lens options except any Type 5 distribution. House Side Shield is not available for any distribution using a Diffused Lens.

INSTALLATION

- Fixtures must be grounded in accordance with national, state and/or local electrical codes. Failure to do so may result in serious personal injury.

ELECTRICAL

- Luminaires have integral surge protection, UL recognized and have a surge current rating of 10,000 Amps using the industry standard 8/20uSec wave and surge rating of 372J
- Drivers are UL recognized with an inrush current maximum of <20.0 Amps maximum at 230VAC
- 100%-1% dimming range. Fixture will be wired for low voltage 0-10V dimming control



- Driver and surge suppressor are mounted to a prewired tray with quick disconnects that may be removed from the gear compartment

CERTIFICATIONS

- ETL listed under UL 1598 and CSA C22.2 No. 250.0-08 for wet locations
- This product qualifies as a “designated country construction material” per FAR 52.225-11 Buy American-Construction Materials under Trade Agreements effective 6/06/2020

WARRANTY

- 5 year warranty

KEY DATA	
LUMEN RANGE	8,200-16,000
WATTAGE RANGE	70-160
EFFICACY RANGE (LPW)	109.7-140.4
INPUT CURRENT RANGE (mA)	310-700 mA
WEIGHT	45 lbs/20.4 kg
EPA	1.9

DATE: _____ LOCATION: _____
 TYPE: _____ PROJECT: _____
 CATALOG #: _____

ORDERING GUIDE

Example: PRM22-72L-500-3K7-4W-BL-TRA2M-CL-HS-AD5-UNV

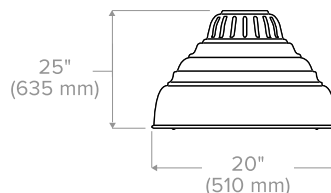
CATALOG # _____

HOUSING

PRM22		LED Quantity		Lumen Output		CCT/CRI		Distribution		Finish	
PRM22	Promenade	72L	72 LED	310	450mA, MicroCore Equivalent	AMB	Amber-595nm Peak ¹	1	Type I	BLS	Black Gloss Smooth
				335	335mA, 8,500 lumens	3K7	3000K, 70 CRI	2	Type II	BLT	Black Matte Textured
				465	700mA, MicroCore Equivalent	4K7	4000K, 70 CRI	3	Type III	DBS	Dark Bronze Gloss Smooth
				500	500mA, 12,000 lumens	5K7	5000K, 70 CRI	4W	Type IV Wide	DBT	Dark Bronze Matte Textured
				700	700mA, 16,000 Lumens			5Q	Type V Square	GTT	Graphite Matte Textured
								5W	Type V Wide	LGS	Light Grey Gloss Smooth
										LGT	Light Grey Matte Textured
										PSS	Platinum Silver Gloss Smooth
										VGT	Verde Green Matte Textured
										WHS	White Gloss Smooth
										WHT	White Matte Textured
										Color Option	
										CC ²	Custom Color

Mounting				Optional Lens		Options		Voltage	
Pole Mount Arms				CL	Clear Lens	HS	House Side Shield	UNV	120-277V
TRA2M	TRA2L	TRA4	TRA5D	SG	Clear Sag Lens	SF	Single Fuse (120,277)		
TRA6D	TRA7	TRA7-2	TRA8			DF	Double Fuse (208,240)		
TRA8-2	TRA9	TRA9-2							
SLA3	SLA4	SLA4-2	SLA7						
SLA7-2	SLA7(5)	SLA7(5)-2	SLA8D						
SLA9	SLA9-2	SLA10	SLA10-2						
SLA16	SLA16-2	SLA17	SLA17-2						
SLA17 (5)	SLA17 (5)-2	SLA18	SLA18-2						
SLA22D									
Wall Mount									
WMA2M	WMA2L	WMA35D	WMA36D						
WMA37	WMA38	WMA39	WMA4						
WMA6	WMA8	WMA9D	WMA10						
WMA11	WMA12	WMA16	WMA17						
WMA18	WMA22D								
WMA2M	WMA2L	WMA35D	WMA36D						
WMA37	WMA38	WMA39	WMA4						
WMA6	WMA8	WMA9D	WMA10						
WMA11	WMA12	WMA16	WMA17						
WMA18	WMA22D								

DIMENSIONS



Notes:

- 1 Turtle Friendly
- 2 Consult factory for custom color, marine and corrosive finish options

DELIVERED LUMENS

The table below shows the delivered lumens for the various lumen outputs and beam distributions. Use this chart in connection with the lumen factor (LF) capability to deliver any output required.

LUMINAIRE PERFORMANCE – NO LENS

LED #	Drive Current	Lumen Package	Lens	Distribution	3000K 70CRI				4000K 70CRI				5000K 70CRI							
					Lumen	Bug Rating			Efficacy (Lm/W)	Lumen	Bug Rating			Efficacy (Lm/W)	Lumen	Bug Rating			Efficacy (Lm/W)	
72	310	Microcore Equivalent	No Lens	1	9098	1	0	1	131.0	9398	1	0	1	135.3	9750	1	0	1	140.4	
				2	8497	1	0	2	122.3	8777	1	0	2	126.4	9106	1	0	2	131.1	
				3	8200	1	0	2	118.1	8470	1	0	2	121.9	8787	1	0	2	126.5	
				4W	8512	1	0	3	122.5	8792	1	0	3	126.6	9122	1	0	3	131.3	
				1-HS	5590	0	0	0	80.5	5774	0	0	0	83.1	5991	0	0	0	86.2	
				2-HS	4847	0	0	1	69.8	5006	0	0	1	72.1	5194	0	0	1	74.8	
				3-HS	4722	0	0	1	68.0	4877	0	0	1	70.2	5060	0	0	1	72.8	
				4W-HS	4774	0	0	2	68.7	4931	0	0	2	71.0	5116	0	0	2	73.6	
				5Q	8871	3	0	1	127.7	9163	3	0	1	131.9	9506	3	0	1	136.9	
				5W	8416	3	0	2	121.2	8693	3	0	2	125.1	9018	3	0	2	129.8	
	335	8,500			1	9764	1	0	1	128.9	10085	1	0	1	133.2	10463	1	0	1	138.1
					2	9119	1	0	2	120.4	9419	2	0	2	124.4	9772	2	0	2	129.0
					3	8800	1	0	2	116.2	9090	1	0	2	120.0	9430	1	0	2	124.5
					4	9135	1	0	3	120.6	9436	1	0	3	124.6	9789	1	0	3	129.1
					1-HS	6000	0	0	0	79.2	6197	0	0	0	81.8	6429	0	0	0	84.9
					2-HS	5202	0	0	1	68.7	5373	0	0	1	70.9	5574	0	0	1	73.5
					3-HS	5067	0	0	1	66.9	5234	0	0	1	69.1	5430	0	0	2	71.9
					4-HS	5123	0	0	2	67.6	5292	0	0	2	69.9	5490	0	0	2	72.6
					5Q	9521	3	0	1	125.7	9834	3	0	1	129.8	10202	3	0	1	134.4
					5W	9032	3	0	2	119.3	9329	3	0	2	123.2	9678	3	0	2	127.8
	465	Microcore Equivalent			1	13285	1	0	1	124.2	13722	1	0	1	128.2	14235	1	0	1	133.0
					2	12407	2	0	2	116.0	12815	2	0	2	119.8	13295	2	0	2	124.3
					3	11973	2	0	3	111.9	12367	2	0	3	115.6	12830	2	0	3	119.9
					4W	12429	2	0	3	116.2	12838	2	0	3	120.0	13318	2	0	3	124.5
					1-HS	8163	0	0	1	76.3	8431	0	0	1	78.8	8747	0	0	1	81.7
					2-HS	7077	0	0	1	66.1	7310	0	0	1	68.3	7584	0	0	1	70.9
					3-HS	6894	0	0	2	64.4	7121	0	0	2	66.6	7388	0	0	2	69.0
					4W-HS	6970	1	0	2	65.1	7200	1	0	2	67.3	7469	1	0	2	69.8
					5Q	12953	3	0	1	121.1	13379	3	0	2	125.0	13880	3	0	2	129.7
					5W	12288	4	0	2	114.8	12692	4	0	2	118.6	13167	4	0	2	123.1
500	12,000		1	14124	1	0	1	122.2	14589	2	0	1	126.2	15135	2	0	1	131.0		
			2	13191	2	0	2	114.1	13625	2	0	2	117.9	14136	2	0	2	122.3		
			3	12730	2	0	3	110.1	13149	2	0	3	113.8	13641	2	0	3	118.0		
			4	13214	2	0	3	114.3	13649	2	0	3	118.1	14160	2	0	3	122.5		
			1-HS	8679	0	0	1	75.1	8964	0	0	1	77.6	9300	0	0	1	80.5		
			2-HS	7524	0	0	1	65.1	7772	0	0	1	67.2	8063	0	0	1	69.8		
			3-HS	7330	0	0	2	63.4	7571	0	0	2	65.5	7855	0	0	2	68.0		
			4-HS	7411	1	0	2	64.1	7655	1	0	2	66.2	7942	1	0	2	68.7		
			5Q	13772	3	0	2	119.2	14225	3	0	2	123.1	14758	3	0	2	127.7		
			5W	13065	4	0	2	113.0	13494	4	0	2	116.8	14000	4	0	2	121.1		
700	16,000		1	18985	2	0	1	118.6	19609	2	0	2	122.5	20343	2	0	2	127.1		
			2	17731	2	0	2	110.8	18314	2	0	2	114.4	19000	3	0	3	118.7		
			3	17110	2	0	3	106.9	17673	2	0	3	110.4	18335	2	0	3	114.6		
			4	17762	2	0	4	111.0	18346	2	0	4	114.6	19033	2	0	4	118.9		
			1-HS	11665	0	0	1	72.9	12049	0	0	1	75.3	12500	0	0	1	78.1		
			2-HS	10114	1	0	2	63.2	10446	1	0	2	65.3	10838	1	0	2	67.7		
			3-HS	9852	1	0	2	61.6	10177	1	0	2	63.6	10558	1	0	2	66.0		
			4-HS	9961	1	0	2	62.2	10289	1	0	2	64.3	10674	1	0	2	66.7		
			5Q	18511	4	0	2	115.7	19120	4	0	2	119.5	19836	4	0	2	123.9		
			5W	17560	4	0	2	109.7	18138	4	0	2	113.3	18817	4	0	2	117.6		

LUMINAIRE PERFORMANCE – CLEAR LENS

LED #	Drive Current	Lumen Package	Lens	Distribution	3000K 70CRI				4000K 70CRI				5000K 70CRI										
					Lumen	Bug Rating			Efficacy (Lm/W)	Lumen	Bug Rating			Efficacy (Lm/W)	Lumen	Bug Rating			Efficacy (Lm/W)				
72	310	Microcore Equivalent	Clear Lens	1	7887	1	0	1	113.5	8146	1	0	1	117.2	8452	1	0	1	121.6				
				2	7366	1	0	2	106.0	7608	1	0	2	109.5	7893	1	0	2	113.6				
				3	7108	1	0	2	102.3	7342	1	0	2	105.6	7617	1	0	2	109.6				
				4W	7379	1	0	3	106.2	7622	1	0	3	109.7	7907	1	0	3	113.8				
				1-HS	4846	0	0	0	69.7	5006	0	0	0	72.0	5193	0	0	0	74.7				
				2-HS	4202	0	0	1	60.5	4340	0	0	1	62.4	4502	0	0	1	64.8				
				3-HS	4093	0	0	1	58.9	4228	0	0	1	60.8	4386	0	0	1	63.1				
				4W-HS	4138	1	0	1	59.5	4275	0	0	1	61.5	4435	0	0	2	63.8				
				5Q	7690	3	0	1	110.7	7943	3	0	1	114.3	8241	3	0	1	118.6				
	5W	7295		3	0	1	105.0	7535	3	0	2	108.4	7817	3	0	2	112.5						
	335	8,500			1	8464	1	0	1	111.8	8743	1	0	1	115.5	9070	1	0	1	119.8			
					2	7905	1	0	2	104.4	8165	1	0	2	107.9	8471	1	0	2	111.9			
					3	7628	1	0	2	100.8	7879	1	0	2	104.1	8175	1	0	2	108.0			
					4W	7919	1	0	3	104.6	8179	1	0	3	108.1	8486	1	0	3	112.1			
					1-HS	5201	0	0	0	68.7	5372	0	0	0	71.0	5573	0	0	0	73.6			
					2-HS	4509	0	0	1	59.6	4657	0	0	1	61.5	4832	0	0	1	63.8			
					3-HS	4393	0	0	1	58.0	4537	0	0	1	59.9	4707	0	0	1	62.2			
					4W-HS	4441	0	0	2	58.7	4587	0	0	2	60.6	4759	0	0	2	62.9			
					5Q	8253	3	0	1	109.0	8525	3	0	1	112.6	8844	3	0	1	116.8			
	5W	7829		3	0	2	103.4	8087	3	0	2	106.8	8390	3	0	2	110.8						
	465	Microcore Equivalent			1	11516	1	0	1	107.6	11895	1	0	1	111.2	12340	1	0	1	115.3			
					2	10755	2	0	2	100.5	11109	2	0	2	103.8	11525	2	0	2	107.7			
					3	10379	1	0	2	97.0	10720	2	0	2	100.2	11122	2	0	2	103.9			
					4W	10774	1	0	3	100.7	11129	1	0	3	104.0	11545	2	0	3	107.9			
					1-HS	7076	0	0	0	66.1	7309	0	0	0	68.3	7582	0	0	0	70.9			
					2-HS	6135	0	0	1	57.3	6337	0	0	1	59.2	6574	0	0	1	61.4			
					3-HS	5976	0	0	2	55.9	6173	0	0	2	57.7	6404	0	0	2	59.9			
					4W-HS	6042	0	0	2	56.5	6241	0	0	2	58.3	6475	0	0	2	60.5			
					5Q	11229	3	0	1	104.9	11598	3	0	1	108.4	12032	3	0	1	112.5			
					5W	10652	4	0	2	99.6	11002	4	0	2	102.8	11414	4	0	2	106.7			
					500	12,000		1	12244	1	0	1	105.9	12647	1	0	1	109.4	13120	1	0	1	113.5
								2	11435	2	0	2	98.9	11811	2	0	2	102.2	12254	2	0	2	106.0
								3	11035	2	0	2	95.5	11398	2	0	3	98.6	11825	2	0	3	102.3
								4W	11455	2	0	3	99.1	11832	2	0	3	102.4	12275	2	0	3	106.2
								1-HS	7523	0	0	0	65.1	7771	0	0	0	67.2	8062	0	0	0	69.7
								2-HS	6523	0	0	1	56.4	6737	0	0	1	58.3	6990	0	0	1	60.5
3-HS			6354					0	0	2	55.0	6563	0	0	2	56.8	6809	0	0	2	58.9		
4W-HS			6424					0	0	2	55.6	6636	0	0	2	57.4	6884	0	0	2	59.6		
5Q	11938	3	0	1				103.3	12331	3	0	1	106.7	12793	3	0	1	110.7					
5W	11325	4	0	2	98.0	11698	4	0	2	101.2	12136	4	0	2	105.0								
700	16,000		1	16457	2	0	1	102.8	16998	2	0	1	106.2	17635	2	0	1	110.2					
			2	15370	2	0	2	96.0	15876	2	0	2	99.2	16470	2	0	2	102.9					
			3	14832	2	0	2	92.7	15320	2	0	2	95.7	15894	2	0	2	99.3					
			4W	15397	2	0	3	96.2	15903	2	0	4	99.4	16499	2	0	4	103.1					
			1-HS	10112	0	0	1	63.2	10445	0	0	1	65.3	10836	0	0	1	67.7					
			2-HS	8767	0	0	1	54.8	9056	0	0	2	56.6	9395	0	0	2	58.7					
			3-HS	8541	1	0	2	53.4	8822	1	0	2	55.1	9152	1	0	2	57.2					
			4W-HS	8635	1	0	2	54.0	8919	1	0	2	55.7	9253	1	0	2	57.8					
			5Q	16047	4	0	2	100.3	16574	4	0	2	103.6	17195	4	0	2	107.4					
5W	15222	4	0	2	95.1	15723	4	0	2	98.2	16312	4	0	2	101.9								

LUMINAIRE PERFORMANCE – SAG LENS

LED #	Drive Current	Lumen Package	Lens	Distribution	3000K 70CRI				4000K 70CRI				5000K 70CRI										
					Lumen	Bug Rating			Efficacy (Lm/W)	Lumen	Bug Rating			Efficacy (Lm/W)	Lumen	Bug Rating			Efficacy (Lm/W)				
72	310	Microcore Equivalent	Sag Lens	1	8282	1	0	1	119.2	8554	1	0	1	123.2	8875	1	0	1	127.8				
				2	7735	1	0	2	111.4	7990	1	0	2	115.0	8289	1	0	2	119.3				
				3	7464	1	0	2	107.5	7710	1	0	2	111.0	7999	1	0	2	115.2				
				4W	7748	1	0	3	111.6	8003	1	0	3	115.2	8303	1	0	3	119.5				
				1-HS	5089	0	0	0	73.3	5256	0	0	0	75.7	5453	0	0	0	78.5				
				2-HS	4412	0	0	1	63.5	4557	0	0	1	65.6	4728	0	0	1	68.1				
				3-HS	4298	0	0	1	61.9	4440	0	0	1	63.9	4606	0	0	1	66.3				
				4W-HS	4346	0	0	1	62.6	4489	0	0	2	64.6	4657	0	0	2	67.0				
				5Q	8075	3	0	1	116.3	8341	3	0	1	120.1	8653	3	0	1	124.6				
	5W	7661		3	0	2	110.3	7913	3	0	2	113.9	8209	3	0	2	118.2						
	335	8,500			1	8888	1	0	1	117.4	9180	1	0	1	121.3	9524	1	0	1	125.8			
					2	8301	1	0	2	109.7	8574	1	0	2	113.3	8895	1	0	2	117.5			
					3	8011	1	0	2	105.8	8274	1	0	2	109.3	8584	1	0	2	113.4			
					4W	8316	1	0	3	109.8	8589	1	0	3	113.5	8911	1	0	3	117.7			
					1-HS	5461	0	0	0	72.1	5641	0	0	0	74.5	5852	0	0	0	77.3			
					2-HS	4735	0	0	1	62.5	4891	0	0	1	64.6	5074	0	0	1	67.0			
					3-HS	4613	0	0	1	60.9	4764	0	0	1	62.9	4943	0	0	1	65.3			
					4W-HS	4664	0	0	2	61.6	4817	0	0	2	63.6	4997	0	0	2	66.0			
					5Q	8666	3	0	1	114.5	8951	3	0	1	118.2	9287	3	0	1	122.7			
	5W	8221		3	0	2	108.6	8492	3	0	2	112.2	8810	3	0	2	116.4						
	465	Microcore Equivalent			1	12093	1	0	1	113.0	12490	1	0	1	116.7	12958	1	0	1	121.1			
					2	11294	2	0	2	105.6	11666	2	0	2	109.0	12102	2	0	2	113.1			
					3	10899	2	0	2	101.9	11257	2	0	2	105.2	11679	2	0	2	109.1			
					4W	11314	1	0	3	105.7	11686	2	0	3	109.2	12124	2	0	3	113.3			
					1-HS	7430	0	0	0	69.4	7675	0	0	0	71.7	7962	0	0	0	74.4			
					2-HS	6442	0	0	1	60.2	6654	0	0	1	62.2	6903	0	0	1	64.5			
					3-HS	6276	0	0	2	58.7	6482	0	0	2	60.6	6725	0	0	2	62.9			
					4W-HS	6345	0	0	2	59.3	6554	0	0	2	61.3	6799	0	0	2	63.5			
					5Q	11791	3	0	1	110.2	12179	3	0	1	113.8	12635	3	0	1	118.1			
					5W	11185	4	0	2	104.5	11553	4	0	2	108.0	11986	4	0	2	112.0			
					500	12,000		1	12857	1	0	1	111.2	13280	1	0	1	114.9	13777	1	0	1	119.2
								2	12008	2	0	2	103.9	12403	2	0	2	107.3	12867	2	0	2	111.3
								3	11588	2	0	2	100.2	11969	2	0	2	103.5	12417	2	0	2	107.4
								4W	12029	2	0	3	104.1	12425	2	0	3	107.5	12890	2	0	3	111.5
								1-HS	7900	0	0	0	68.3	8160	0	0	1	70.6	8466	0	0	1	73.2
	2-HS	6849		0				0	1	59.3	7075	0	0	1	61.2	7340	0	0	1	63.5			
	3-HS	6672		0				0	2	57.7	6892	0	0	2	59.6	7150	0	0	2	61.9			
	4W-HS	6746		0				0	2	58.4	6968	1	0	2	60.3	7229	1	0	2	62.5			
	5Q	12536		3				0	1	108.4	12949	3	0	1	112.0	13434	3	0	2	116.2			
	5W	11892		4	0	2	102.9	12284	4	0	2	106.3	12744	4	0	2	110.2						
	700	16,000			1	17281	2	0	1	108.0	17850	2	0	1	111.5	18518	2	0	1	115.7			
					2	16140	2	0	2	100.8	16671	2	0	2	104.2	17295	2	0	2	108.1			
					3	15575	2	0	3	97.3	16087	2	0	3	100.5	16690	2	0	3	104.9			
					4W	16168	2	0	4	101.0	16700	2	0	4	104.3	17325	2	0	4	108.2			
					1-HS	10618	0	0	1	66.3	10968	0	0	1	68.5	11379	0	0	1	71.1			
2-HS			9206		0	0	2	57.5	9509	1	0	2	59.4	9865	1	0	2	61.6					
3-HS			8968		1	0	2	56.0	9264	1	0	2	57.9	9610	1	0	2	60.0					
4W-HS			9068		1	0	2	56.7	9366	1	0	2	58.5	9717	1	0	2	60.7					
5Q			16850		4	0	2	105.3	17405	4	0	2	108.7	18056	4	0	2	112.8					
5W			15985		4	0	2	99.9	16511	4	0	2	103.2	17129	4	0	2	107.0					

PHOTOMETRY

PRM22-72L-700-4K7-1

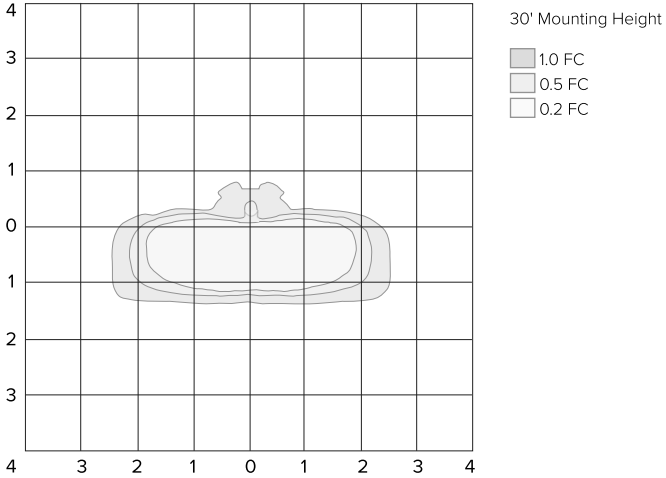
LUMINAIRE DATA

Description	4000 Kelvin, 70CRI
Delivered Lumens	19609
Watts	160.1
Efficacy	122.5
IES Type	I
BUG Rating	B2-U0-G2
Mounting Height	30 ft
Grid Scale	30 ft

ZONAL LUMEN SUMMARY

Zone	Lumens	% Luminaire
Downward Street Side	17224	88%
Downward House Side	2385	12%
Downward Total	19609	100%
Upward Street Side	0	0%
Upward House Side	0	0%
Upward Total	0	0%
Total Flux	19609	100%

ISOFOOT CANDLE PLOT



PRM22-72L-700-4K7-2

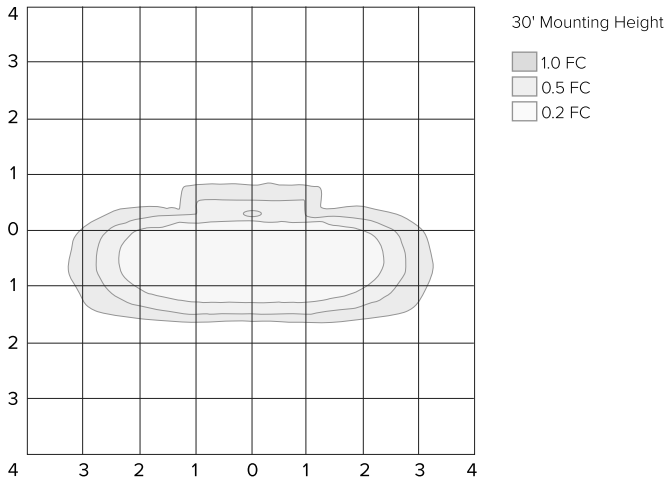
LUMINAIRE DATA

Description	4000 Kelvin, 70CRI
Delivered Lumens	18314
Watts	160.1
Efficacy	114.4
IES Type	II
BUG Rating	B2-U0-G2
Mounting Height	30 ft
Grid Scale	30 ft

ZONAL LUMEN SUMMARY

Zone	Lumens	% Luminaire
Downward Street Side	15165	83%
Downward House Side	3149	17%
Downward Total	18314	100%
Upward Street Side	0	0%
Upward House Side	0	0%
Upward Total	0	0%
Total Flux	18314	100%

ISOFOOT CANDLE PLOT



PRM22-72L-700-4K7-3

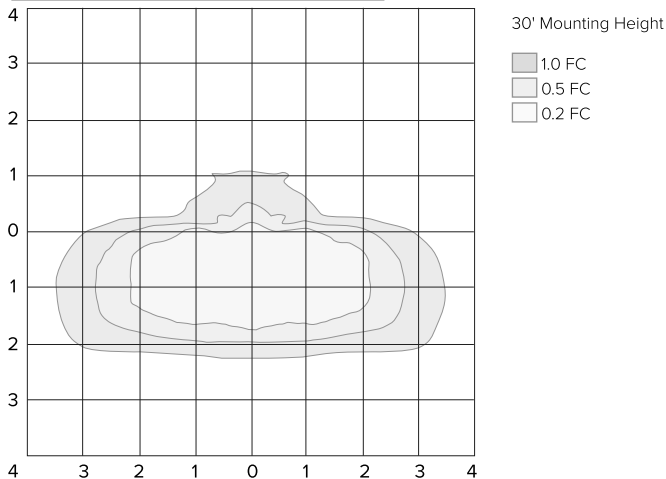
LUMINAIRE DATA

Description	4000 Kelvin, 70CRI
Delivered Lumens	17673
Watts	160.05
Efficacy	110.4
IES Type	III
BUG Rating	B2-U0-G3
Mounting Height	30 ft
Grid Scale	30 ft

ZONAL LUMEN SUMMARY

Zone	Lumens	% Luminaire
Downward Street Side	14990	85%
Downward House Side	2683	15%
Downward Total	17673	100%
Upward Street Side	0	0%
Upward House Side	0	0%
Upward Total	0	0%
Total Flux	17673	100%

ISOFOOT CANDLE PLOT



PHOTOMETRY

PRM22-72L-700-4K7-4W

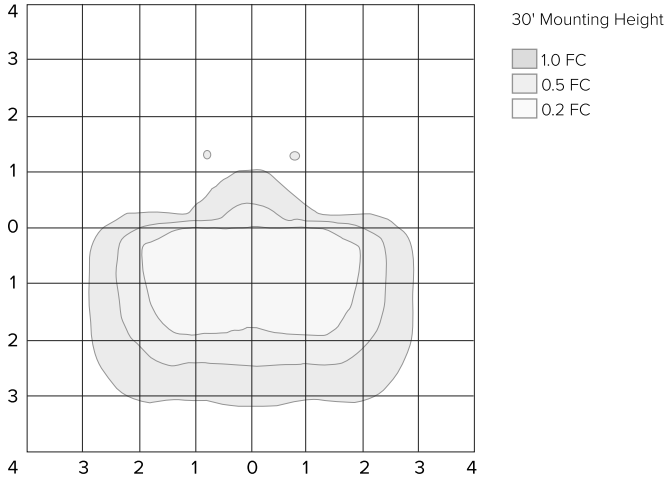
LUMINAIRE DATA

Description	4000 Kelvin, 70CRI
Delivered Lumens	18346
Watts	160.1
Efficacy	114.6
IES Type	IV
BUG Rating	B2-U0-G4
Mounting Height	30 ft
Grid Scale	30 ft

ZONAL LUMEN SUMMARY

Zone	Lumens	% Luminaire
Downward Street Side	16151	88%
Downward House Side	2195	12%
Downward Total	18346	100%
Upward Street Side	0	0%
Upward House Side	0	0%
Upward Total	0	0%
Total Flux	18346	100%

ISOFOOT CANDLE PLOT



PRM22-72L-700-4K7-5Q

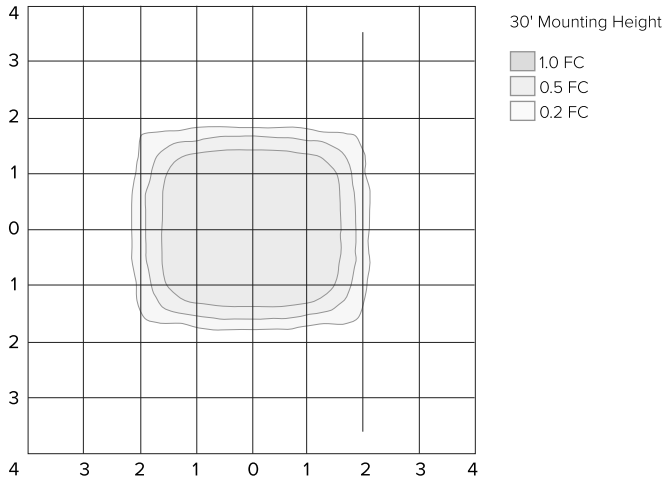
LUMINAIRE DATA

Description	4000 Kelvin, 70CRI
Delivered Lumens	19120
Watts	160.1
Efficacy	119.4
IES Type	VS
BUG Rating	B4-U0-G2
Mounting Height	30 ft
Grid Scale	30 ft

ZONAL LUMEN SUMMARY

Zone	Lumens	% Luminaire
Downward Street Side	9560	50%
Downward House Side	9560	50%
Downward Total	19120	100%
Upward Street Side	0	0%
Upward House Side	0	0%
Upward Total	0	0%
Total Flux	19120	100%

ISOFOOT CANDLE PLOT



PRM22-72L-700-4K7-5W

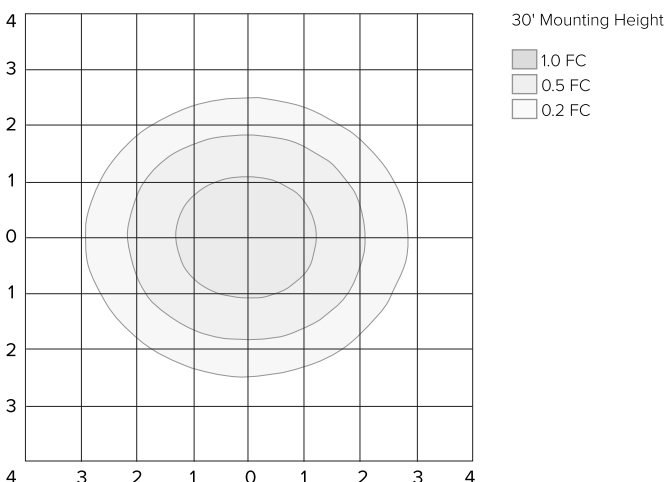
LUMINAIRE DATA

Description	4000 Kelvin, 70CRI
Delivered Lumens	18138
Watts	160.1
Efficacy	113
IES Type	VS
BUG Rating	B4-U0-G2
Mounting Height	30 ft
Grid Scale	30 ft

ZONAL LUMEN SUMMARY

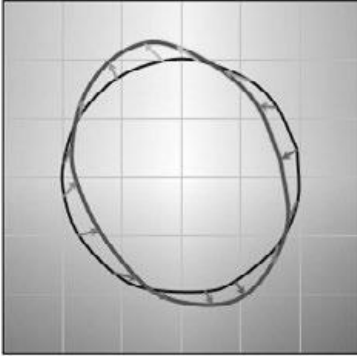
Zone	Lumens	% Luminaire
Downward Street Side	9069	50%
Downward House Side	9069	50%
Downward Total	18138	100%
Upward Street Side	0	0%
Upward House Side	0	0%
Upward Total	0	0%
Total Flux	18138	100%

ISOFOOT CANDLE PLOT



TM-30 DATA

COLOR VECTOR GRAPHIC



— Reference Illuminant — Test Source

TEST SOURCE

MBM TEST RESULTS	
CCT (K)	3947
CIE Ra	72
Duv	0.0004
x	0.3831
y	0.3793
Rf	68
Rg	99

ELECTRICAL DATA

Light Engine	System Watts	System Current	Electrical						Min. Power Factor	Max THD (%)	Dimming Range	Dimming			
			Line Voltage		Amps AC							Source current out of 0-10V		Absolute voltage range on 0-10V (+)	
			VAC	HZ	120	208	240	277				Min	Max	Min	Max
72L	69.46	310 mA	120-277	50/60	0.58	0.33	0.29	0.25	>0.9	20	10% to 100%	0mA	1mA	0V	10V
	75.7	335 mA			0.63	0.36	0.32	0.27							
	107	465 mA			0.89	0.51	0.45	0.39							
	115.6	500 mA			0.96	0.56	0.48	0.42							
	160.1	700 mA			1.33	0.77	0.67	0.58							

AMBER MULTIPLIER	
CCT	MULTIPLIER
5000K	1
AM	0.1727

2700K MULTIPLIER	
CCT	MULTIPLIER
5000K	1
2700K	0.897

LENS OPTION MULTIPLIER	
CLEAR LENS	DIFFUSED LENS
0.8668	0.9102